


Enjoy transport in Chita Peninsula

Eco-Tabi



Experience the history of craftsmanship in Chita Peninsula

Adults: **1,040 yen** Children: **520 yen** (tour fee not included) Tour length: **Approx. 4 hours and 10 minutes**

After departing from Chubu Centrair International Airport, you will be learning about the history of craftsmanship in Chita Peninsula, such as Tokoname-yaki pottery and brewing. Take a walk along the Handa Canal during the trip, or relax and enjoy a delicious dessert at a café during the trip.

START / Recommended route

12:30 dep

Access Plaza, Chubu Centrair International Airport (1F Airport Bus Terminal)

25min



460 yen

Chita Bus (to Chita Handa Station)

12:55 arr

INAX MUSEUMS

※Admission fee required. Closed on Wednesdays
(Nearest bus stop: INAX MUSEUMS)

13:40 dep

If you wish to take part in the workshops, take the bus that arrives 1 hour later instead

45min



480 yen

Chita Bus (departing at 13:50, to Chita Handa Station)

14:25 arr

Chita Handa Station

14:30 dep

Could you get a transfer ticket when you get off

5min



Chita Bus (to Nihon Fukushi University)

14:35 arr

MIZKAN MUSEUM

※Admission fee required. Reservation required. Closed on Thursdays.
(Nearest bus stop: Handa Canal/Kura-no-machi)

15:50 dep

Full Museum Tour (90 minutes) and Short Museum Tour (30 minutes)



Walk

-

Cafés in the area

16:20 dep

(Nearest bus stop: Handa Canal/Kura-no-machi)

19min



100yen

Chita Bus (departing at 16:31, to Chita Handa Station)

16:39 arr

Chita Handa Station

Arrival at 17:39 if you took part in the workshop

For details on the timetable, admission fees and workshop fees, please scan the QR code



[Contact for reservations]

INAX MUSEUMS 0569-34-8282

MIZKAN MUSEUM 0569-24-5111 (online reservations only)

INAX MUSEUMS



Comprising of 6 museums such as the Tile Museum, Clay Works and Tiling Workshop, INAX MUSEUMS allows you to experience the various worlds interwoven by clay and pottery.

Highlights of the trip



1. Tiling Workshop

(Workshop fee and reservation required)

You can make tile houses and mosaic art using ceramic at this crafts workshop.

2. The Bezaizen at MIZKAN MUSEUM

Learn the history of vinegar-making and see the models of the wooden ships which carried the vinegar from Handa to Edo during the Edo Period.

3. Take a break at Hanroku Salon Shuman

(Closed on Thursdays)

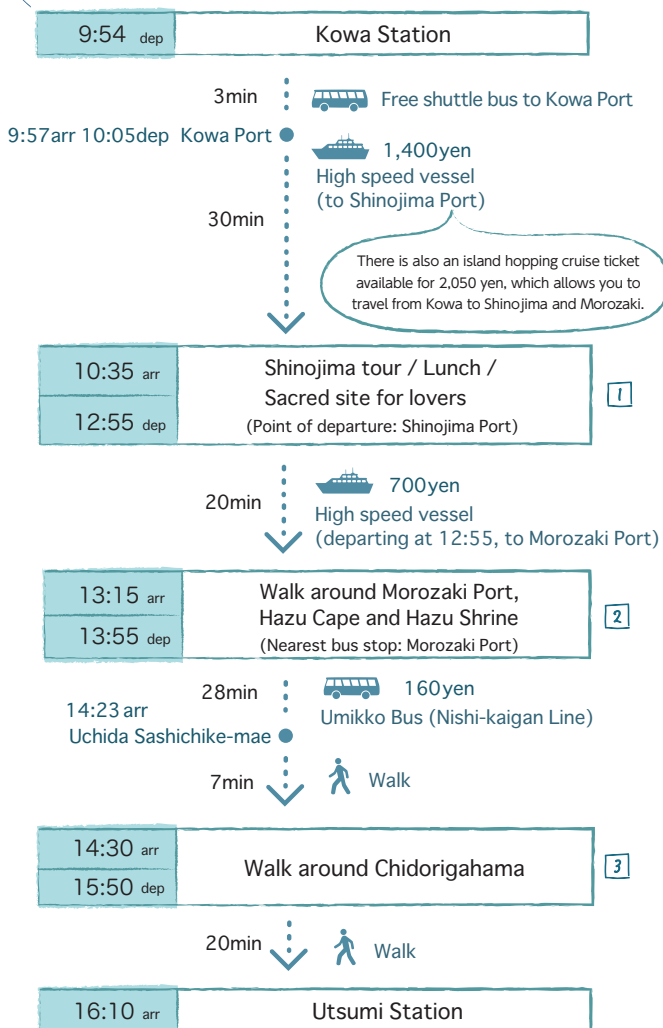
Take a break after walking around the Handa Canal at this café located within the Hanroku Garden grounds along the Canal. Their smooth pudding is exquisite!

A coastal tour along Southern Chita Peninsula

Adults: 2,260 yen Children: 1,140 yen Tour length: Approx. 6 hours and 20 minutes

After departing from Kowa Station, you will be touring the coastal route of Southern Chita Peninsula. Couples will be greeted by the beautiful coast and spiritual sites, also called "power spots", for lovers in Shinojima and Morozaki Port.

START / Recommended route



GOAL!

For details on the timetable and fees, please scan the QR code




Chidorigahama



This beautiful beach covered in pristine white sand has been selected as one of "Japan's Top 100 Beaches", and is said to be the beach with the finest sand in the world.

Highlights of the trip



1. Photos at the sacred site for lovers

There is a sacred monument for lovers along the way to Sun Sun Beach, where natural sand stretches as far as the eye can see.

2. Walk along the Romance Road of Love

It is said that the Romance Road of Love along the way to Hazu Shrine blesses any couple that walks down its path.

3. The popular strawberry daifuku (soft rice cake) of Ichigo-do

There are popular shops selling western and Japanese sweets such as fruit daifuku on the east side of Chidorigahama.

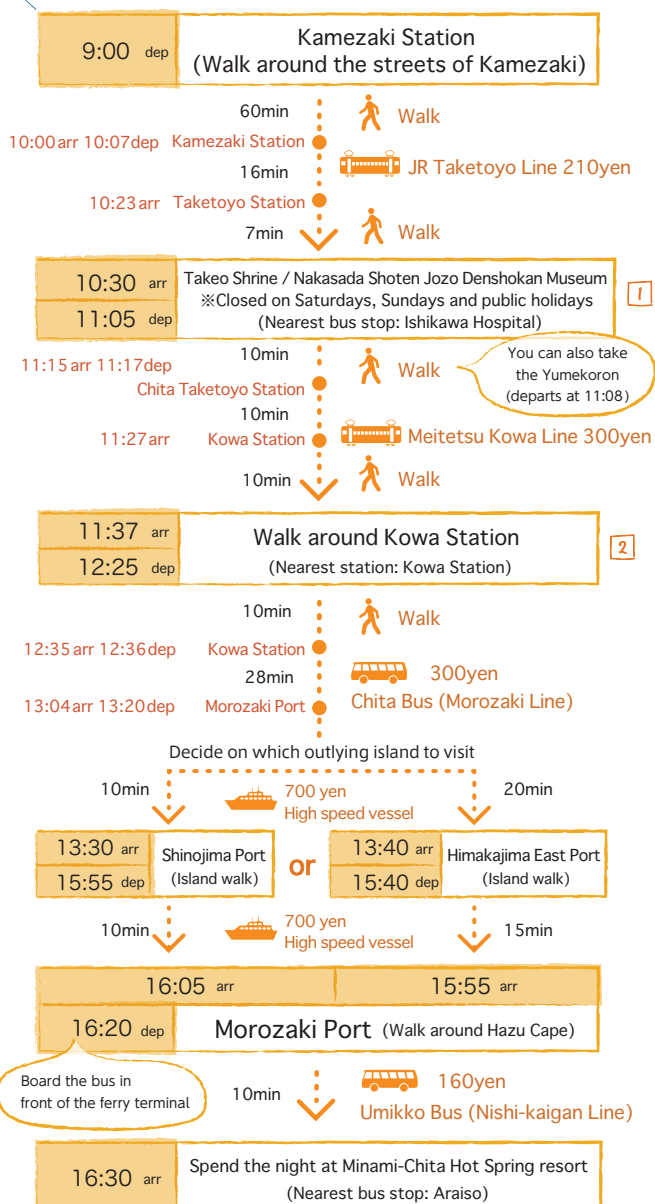
A leisurely trip around Chita Peninsula by bus and vessel

Day 1

Adults: **2,370yen** Children: **1,180yen** Tour length: **Approx. 7 hours and 30 minutes**
(excluding accommodation fees)

A 1-night 2-day trip around the southern area of Chita Peninsula. Spend your first day walking around the streets of Kamezaki, learning about miso and soy sauce making at the Jozo Denshokan Museum, visit the outlying islands in the evening, and spend the night at the Minami-Chita Hot Spring resort.

START / Recommended route



Walk along the Sekomichi of Kamezaki



On the east side of Kamezaki Station is a town where you can find maze-like "sekomichi" between the houses. The word "sekomichi" means "narrow path" in the local dialect. Kamisaki Shrine, which is famous for the Shiohi Festival, is also located along the coast.

Highlights of the trip



1. Visit the Nakasada Shoten Jozo Denshokan Museum

(Reservation required. Closed on Saturdays, Sundays and public holidays)

The storehouse, which was built in 1916, has been refurbished to display brewery tools and materials on miso and tamari soy sauce.



2. Relax at Au Fraisvert Radieux

(Closed on Wednesdays, 2nd and 4th Tuesdays of the month)

Head north on the road along the coast from Kowa Station to reach this café, where you can enjoy a delicious parfait while overlooking the Mikawa Bay.

[Contact for reservations]

Nakasada Shoten Jozo Denshokan Museum
0569-72-0030

[For enquiries regarding accommodations]

Minamichita Town Tourism Association
0569-62-3100

A leisurely trip around Chita Peninsula

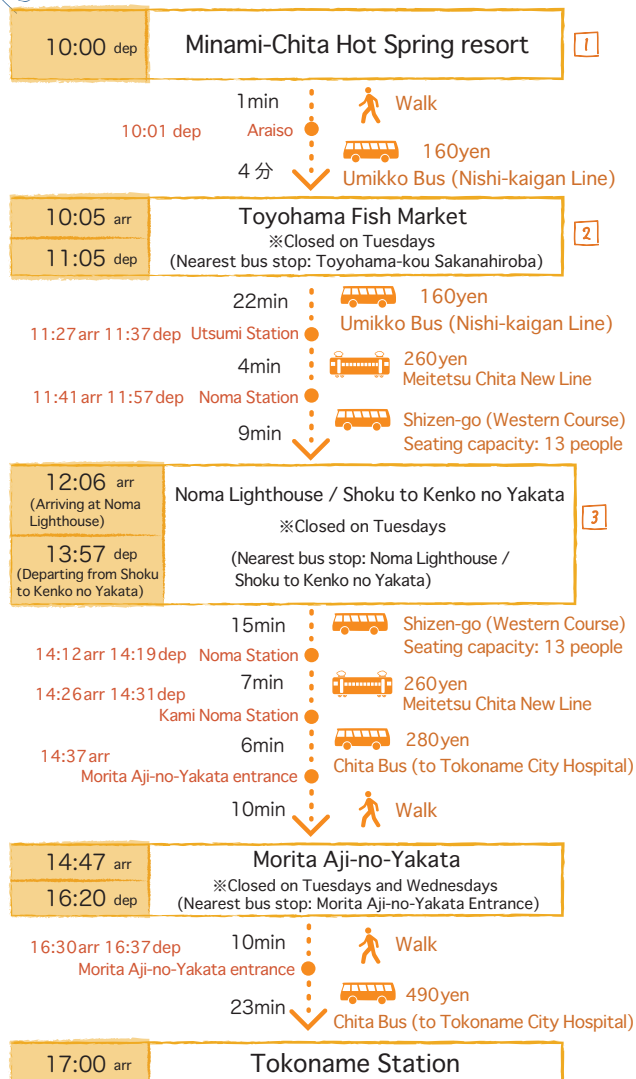
by bus and vessel

Day 2

Adults: **1,610yen** Children: **810yen** Tour length: **Approx. 7 hours**

For the second day of the 1-night 2-day trip around the southern area of Chita Peninsula, you will be able to enjoy shopping at the Toyohama Fish Market, visit the Shoku to Kenko no Yakata (Hall of Nutrition and Health) and Morita Aji-no-Yakata (Industrial Museum of Brewery, incl. Restaurant and Factory), and other locations on the west coast of Chita Peninsula.

START / Recommended route



For details on the timetable and fees, please scan the QR code




GOAL!

Nomazaki Lighthouse



Noma Lighthouse, surrounded by the blue sea and sandy beach. There is a monument called the "Tones of Bonds" nearby, which is designed to resemble a musical score. Rumour has it that putting a padlock on the monument will lead to success in your love life!

Highlights of the trip



1. Stay at Minami-Chita Hot Spring resort
Refresh your body and mind with the natural hot springs overlooking the sea, and the fresh seafood dishes!

2. Shopping at Toyohama Fish Market
You can buy shrimp crackers, dried fish and fresh seafood at low prices!

3. Take a break at the Shoku to Kenko no Yakata
The salt soft-serve made with salt from the salt farm adjacent to the facility is deliciously sweet, and continues to get customers hooked!

※Shizen-go is free of charge. Please tell the driver where you wish to alight when you board the bus. You will not be able to board the bus if it is full.

Romantic Road

Feel the sea breeze on the west coast of Chita Peninsula

Adults: **1,030yen** Children: **520yen** Tour length: **Approx. 8 hours and 30 minutes**

After departing from Tokoname Station, you will be able to experience pottery culture at the Pottery Footpath, and brewing culture at the Morita Aji-no-Yakata. Feel the sea breeze at Noma Lighthouse on this trip on the west coast of Chita Peninsula.

START / Recommended route

9:15 dep	Tokoname Station	
	15min	Walk
9:30 arr	Morita Aji-no-Yakata	
11:40 dep		
11:46 dep	departure Yakimono Footpath West Entrance	
	6min	Walk
	19min	Chita Bus (to Kami Noma Station) 490yen
12:05 arr	Morita Aji-no-Yakata	
13:50 dep	※Closed on Tuesdays and Wednesdays (Nearest bus stop: Morita Aji-no-Yakata Entrance)	
14:00 dep	Morita Aji-no-Yakata Entrance	
	10min	Walk
14:14 arr 14:17 dep	Kami Noma Station	
	14min	Chita Bus (to Kami Noma Station) 280yen
	6min	Meitetsu Chita New Line 260yen
14:23 arr	Noma Station	
	17min	Walk
14:40 arr	Noma Daibo	
15:10 dep	(Nearest bus stop: Kakinami Public Hall)	
15:20 dep	Kakinami Public Hall	
	10min	Walk
	6min	Shizen-go (Western Course) Seating capacity: 8 people
15:26 arr (Arriving at Noma Lighthouse)	Noma Lighthouse / Shoku to Kenko no Yakata	
	※Closed on Tuesdays	
17:32 dep (Departing from Shoku to Kenko no Yakata)	(Nearest bus stop Noma Lighthouse / Shoku to Kenko no Yakata)	
	10min	Shizen-go (Western Course) Seating capacity: 13 people
17:42 arr	Noma Station	

GOAL!

For details on the timetable and fees, please scan the QR code





Pottery Footpath



A place that conveys a unique atmosphere and history, such as brick chimney and kilns, factories with black wooden walls, and slopes with reused firing stands.

Highlights of the trip



1. Lunch at Morita Aji-no-Yakata

Shop, dine or try sake tasting in the renovated 170-year-old brewing storehouse.

2. Learn history at Noma Daibo

The main hall, which was rebuilt in 1754, contains the statue of Amitabha triad, a prefectural important cultural property.

3. Watch the sunset from Noma Lighthouse

The oldest lighthouse in the prefecture, built in 1921. Be enchanted by the retro look and the beautiful seaside scenery.

A railway story

Train enthusiasts assemble!

Adults: **1,240yen** Children: **970yen** Tour length: **Approx. 5 hours and 20 minutes**

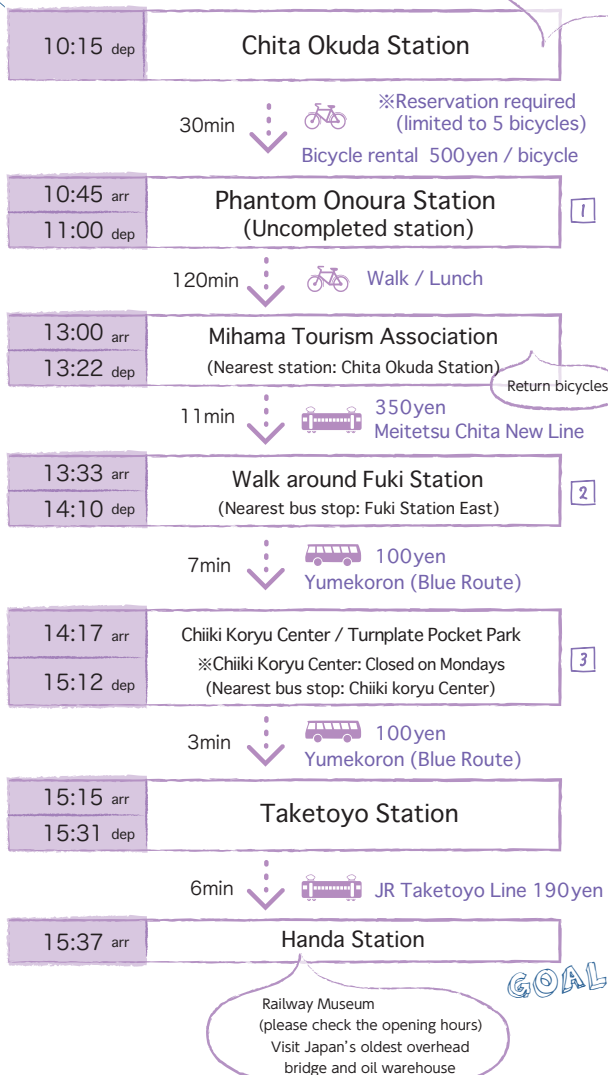
After departing from Chita Okuda Station, you will be touring areas related to railways in Chita Peninsula. From the history of JR Taketoyo Line to the “phantom station” of Meitetsu and hidden photo spots, this tour is full of locations that will satisfy railway enthusiasts!

START!

Recommended route

Hire a bicycle at Mihama Tourism Association located next to Chita Okuda Station

JR Handa Station overhead bridge




Built in November 1910, it is the oldest overhead bridge in Japan. There is a Railway Museum nearby with a C11 steam locomotive on display.

Highlights of the trip

1



2



3



1. Visit the “phantom Onoura Station”

The “phantom station” between Noma Station and Utsumi Station. You can see the remaining structures such as the stairs and platforms. (There are some restricted areas)

2. Photo spots around Fuki Station

The view of the red trains from the overhead bridge located near along the Chita New Line near Fuki Station may be a rare angle!

3. Turnplate Pocket Park

The right-angled two-line turntable for cargo that was located within the former JNR Taketoyo Minato Station still remains to this day, and is designated as a national tangible cultural property.

For details on the Mihama Town cycling map, timetable and fees, please scan the QR code



Feel the season with fruits and flowers

Adults: **540yen** Children: **250yen** (excluding admission fee) Tour length: **Approx. 6 hours and 50 minutes**

After departing from Kowa Station, you will be able to enjoy the seasonal flowers blooming in the mild climate of Chita Peninsula, in addition to fruit picking.

START

Recommended route

10:35 dep	Kowa Station	
5min	↓	Walk
10:40 arr	Mihama Town Hall	
10:45 dep	(Nearest bus stop: Mihama Town Hall)	
7min	↓	Shizen-go (Western Course) Seating capacity: 13 people
10:52 dep	Unoyama	
8min	↓	Walk
11:00 arr	Fruit picking and lunch in the area	1
13:10 dep	(Nearest bus stop: Unoyama)	2
8min	↓	Walk
13:18 arr 13:23 dep	Unoyama	Shizen-go (Western Course) Seating capacity: 13 people
17min	↓	
13:40 arr	Mihama Town Hall	
13:45 dep	(Nearest bus stop: Mihama Town Hall)	
5min	↓	Walk
13:50 arr	Kowa Station	Purchase the day pass for the bus at the station
14:38 dep		
25min	↓	500 yen (day pass) Umikko Bus Toyohama Line (to Morozaki Port)
15:03 arr	Taimatsuri Hiroba and Hana Hiroba-mae	
22min	↓	Walk
15:25 arr	Kanko Noen Hirobna	※Admission fee required
16:35 dep	(Nearest bus stop: Taimatsuri Hiroba and Hana Hiroba-mae)	
20min	↓	Walk
16:55 arr 16:59 dep	Taimatsuri Hiroba and Hana Hiroba-mae	Use day pass Umikko Bus Toyohama Line (to Kowa Station)
26min	↓	
17:25 arr	Kowa Station	

GOAL!

For details on the timetable and fees, please scan the QR code



※Shizen-go is free of charge. Please tell the driver where you wish to alight when you board the bus. You will not be able to board the bus if it is full.

Kanko Noen Hana Hiroba



Enjoy seasonal flowers all year round in this large 10-hectare farm. In particular, the sunflowers here bloom from July to the end of November, which is achieved by shifting the planting period.

Highlights of the trip



1. Fruit picking (Admission fee required. Reservation required)

Experience nature all year round, such as strawberry picking and blueberry picking.



2. Utsumi Shokudo (Unoike Branch)

Enjoy seafood dishes such as the jumbo conger eel tempura rice bowl and yakoten made with plenty of whitebait.

[Contact for reservations]

Chita Fruit Village (Nearest bus stop: Unoyama) 0569-87-5088

Joyful Farm Unoike (Nearest bus stop: Unoyama) 0569-87-6080

Ichigo no Oka (Nearest bus stop: Yanashi on Umikko Bus and Chita Bus) 0569-83-1519

【Enjoy the cluster amaryllis along the Yakachi River (Late September)】

Go to Sumiyoshicho Station from Kowa Station on the Meitetsu Line, transfer to the Gonkuru Chuo Route at Sumiyoshicho Station East bus stop, and alight at Niimi Nankichi Memorial Museum bus stop. The view of the cluster amaryllis along the Yakatsu River is simply spectacular. (Bus fare: 100 yen)

A romantic journey of “Handa” and “Taketooyo”

Adults: **590yen** Children: **350yen** (excluding admission fee) Tour length: **Approx. 7 hours and 30 minutes**

After departing from Taketooyo Station, you will be learning about miso and soy sauce making, delving into the original scenery of Niimi Nankichi's literature, exploring the history of the Handa Red Brick Building, and take yourself back to those times.

START

Recommended route

9:40 dep	Taketooyo Station	
	5min	↓ Walk
9:45 arr	Nakasada Shoten Jozo Denshokan Museum	
10:15 dep	※Reservation required. Closed on Saturdays, Sundays and public holidays	
	8min	↓ Walk
10:23 dep	Ishikawa Hospital	
	4min	↓ Yumekoron (Red Route) 100yen
10:27 arr	Gallery Yumenokura	
11:20 dep	※Closed on Sundays, Mondays and 4th and 5th Saturdays of the month (Nearest bus stop: Miyuki-dori)	
	10min	↓ Walk
11:30 arr 11:37 dep	Chita Taketooyo Station	
	3min	↓ Meitetsu Kowa Line 190yen
11:40 arr 11:47 dep	Aoyama Station	
	7min	↓ Gonkuru (Aoyama-Narawa Line) 100yen
11:54 arr	Handa City Museum	
12:56 dep	※Closed on Mondays (Nearest bus stop: Handa Library and Museum)	
	9min	↓ Gonkuru (Handa Chuo Line) 100yen
13:05 arr	Lunch / Niimi Nankichi Memorial Museum	
15:07 dep	※Admission fee required. Closed on Mondays and 2nd Tuesdays of the month (Nearest bus stop: Niimi Nankichi Memorial Museum)	
	20min	↓ Gonkuru (Handa Chuo Line) 100yen
15:27 arr	Handa Red Brick Building	
17:00 dep	(Nearest bus stop: Handa Red Brick Building)	
	5min	↓ Walk
17:05 arr	Sumiyoshicho Station	

GOAL!

For details on the timetable and admission fees, please scan the QR code



[Contact for reservations]


Nakasada Shoten Jozo Denshokan Museum 0569-72-0030

Handa Red Brick Building



Born in 1898 as a manufacturing factory for Kabuto Beer. After being converted to a clothing warehouse and food factory in subsequent years, it was remodeled in 2015 to resemble its appearance in the past. Inside the building, there is a café where you can enjoy fresh Kabuto Beer, and an exhibition room where you can learn about the history of the building.

Highlights of the trip



1. Shopping at Gallery Yumenokura

You can purchase works by glass artists, in addition to miso and soy sauce souvenirs at this shop located in a traditional Japanese-style house.

2. Visit the Handa City Museum

Learn about the history of Handa, and don't forget to check out the exhibits of the floats used at festivals in various districts of the city.

3. Visit the Niimi Nankichi Memorial Museum

The museum introduces the life of Niimi Nankichi and the world of his literature, through materials such as his original manuscripts and diaries.

Transport in southern Chita Peninsula



Nagoya Railroad (Meitetsu)

Cash / IC card (Smart card)

Operates routes connecting Nagoya Station to Tokoname Station and Central Japan International Airport Station via Otagawa Station, in addition to routes to Chita Handa Station, Kowa Station and Utsumi Station



Central Japan Railway (JR)

Cash / IC card

Connects to Shinkansen and local trains at Nagoya Station, and operates a route to Handa Station and Taketoyo Station via Obu Station



Meitetsu High speed vessel

Cash / Credit card

A high-speed vessel connecting Kowa Port, Morozaki Port, Shinojima and Himakajima



Chita Bus

Board from the rear / Alight from the front.
Numbered tickets / Pay when alighting

Operates commuting routes connecting Chita Handa Station and Tokoname Station, and tourist routes from Kowa Station to Morozaki Port



Taketoyo Town Community Bus

Yumekoron

No numbered tickets / Pay when boarding

Northern Red Route connects Aoyama Station, Taketoyo Station and Chita Taketoyo Station, while the Southern Blue Route connects Taketoyo Station, Chita Taketoyo Station and Fuki Station



Handa City Community Bus

Gonkuru

No numbered tickets / Pay when boarding

Operates 3 routes, mainly around Kamezaki Station, Chita Handa Station and Aoyama Station, and connects to Chita Bus at Chita Handa Station



Mihama Town Mini Bus

Itteki Bus Shizen-go

Free of charge

Western Course operates around Kami Noma Station, while the Eastern Course operates around Kowa Station



Minamichita Town Community Bus

Umikko Bus

Board from the rear / Alight from the front.
Numbered tickets / Pay when alighting

Operates the Toyohama Line which runs on the east side of Kowa Station, and the Nishi-kaigan Line which runs on the west side



Tokoname City Community Bus

Hokubu Bus

Free of charge

Operates a route connecting Tokoname City Hall, Tokoname City Hospital and Yata Community Center



What to look out for when boarding a bus

- Watch out for traffic when waiting at the bus stop.
- The bus may be late depending on the traffic conditions, so stay calm and wait for it to arrive.
- You may have to pay the fare when you board or when you get off, depending on the bus.
- Prepare cash (coins) in advance, as you cannot pay with your IC card.
- If you do not have any change, use the change machine located at the front end of the bus whenever it comes to a stop.
- Check the transport page and relevant websites for information on how to board the bus.
- Press the “Stop” button when you want to get off.
- Feel free to ask the crew if you are unsure about something.

What to look out for when boarding a train

- Check the train type (local, express, limited express, etc.), destination and stops along the route.
- Do not speak loudly on the phone when you are in the train.
- Place your luggage on the shelf or your lap, and not on the seat.
- If you have any questions, you can use the intercom at stations with no attendants (unmanned stations).

<Phone numbers and contact for enquiries regarding buses>

Handa City Community Bus “Gonkuru” [Chitanoriai Co., Ltd.] 0569-21-5231

Minamichita Town Community Bus “Umikko” [Minamichita Town Hall Regional Promotion Division] 0569-65-0711

Mihama Town Mini-bus “Itteki Bus Shizen-go” [Mihama Town Hall Planning Division] 0569-82-1111

Taketoyo Town Community Bus “Yumekoron” [Taketoyo Town Hall Disaster Prevention and Transportation Division] 0569-72-1111

Chita Bus [Chitanoriai Co., Ltd.] 0569-21-5231

<Phone numbers and contact for enquire regarding trains and ferries>

Nagoya Railroad Co., Ltd. 052-582-5151

Central Japan Railway Company 050-3772-3910

Meitetsu Kaijo Kankosen Co., Ltd. 0569-63-2035
(High speed vessel)

<Phone numbers and contact for enquiries regarding tourism>

TabiChita(Tourist information center) 0569-47-8588

Handa City Tourism Association 0569-32-3264

Tokoname City Tourism Association 0569-34-8888

Minamichita Town Tourism Association 0569-62-3100

Mihama Town Tourism Association 0569-83-6660

Taketoyo Town Tourism Association 0569-73-1100

※There may be changes in fares due to the consumption tax hike.

※There may be changes in departure times due to timetable revisions.

Eco - Tabi Map



What is an “Eco-Tabi” ?

An Eco-Tabi is a trip where you use public transportation such as trains and buses to enjoy the core spots of the area and the local resources that only local people know about. We hope you enjoy the 7 different Eco-Tabi plans we have prepared.



How to enjoy an Eco-Tabi

1. Look at the Eco-Tabi plans, and pick a plan that you wish to try.
2. Read the plan and check the route.
Use your smartphone to look up directions to local resources.
3. Enjoy the scenery from the train and bus windows, and indulge yourself in the delicious food. Spend your time leisurely while waiting for the bus, such as reading a book.
Relax and enjoy the trip however you please!
4. Tell your friends and family on social media about the charms of Chita Peninsula that you enjoyed on your Eco-Tabi.
Look at the Eco-Tabi Map to look for your next adventure, and off you go!

